

Internet Engineering Task Force (IETF)  
Request for Comments: 8359  
Updates: 3471, 3473, 6205  
Category: Standards Track  
ISSN: 2070-1721

X. Zhang, Ed.  
Huawei Technologies  
V. Beeram, Ed.  
Juniper Networks  
I. Bryskin  
Huawei Technologies  
D. Ceccarelli  
Ericsson  
O. Gonzalez de Dios  
Telefonica  
March 2018

## Network-Assigned Upstream Label

### Abstract

This document discusses a Generalized Multi-Protocol Label Switching (GMPLS) Resource reSerVation Protocol with Traffic Engineering (RSVP-TE) mechanism that enables the network to assign an upstream label for a bidirectional Label Switched Path (LSP). This is useful in scenarios where a given node does not have sufficient information to assign the correct upstream label on its own and needs to rely on the downstream node to pick an appropriate label. This document updates RFCs 3471, 3473, and 6205 as it defines processing for a special label value in the UPSTREAM\_LABEL object.

### Status of This Memo

This is an Internet Standards Track document.

This document is a product of the Internet Engineering Task Force (IETF). It represents the consensus of the IETF community. It has received public review and has been approved for publication by the Internet Engineering Steering Group (IESG). Further information on Internet Standards is available in Section 2 of RFC 7841.

Information about the current status of this document, any errata, and how to provide feedback on it may be obtained at <https://www.rfc-editor.org/info/rfc8359>.

Copyright Notice

Copyright (c) 2018 IETF Trust and the persons identified as the document authors. All rights reserved.

This document is subject to BCP 78 and the IETF Trust’s Legal Provisions Relating to IETF Documents (https://trustee.ietf.org/license-info) in effect on the date of publication of this document. Please review these documents carefully, as they describe your rights and restrictions with respect to this document. Code Components extracted from this document must include Simplified BSD License text as described in Section 4.e of the Trust Legal Provisions and are provided without warranty as described in the Simplified BSD License.

Table of Contents

- 1. Introduction . . . . . 2
- 2. Requirements Language . . . . . 3
- 3. Unassigned Upstream Label . . . . . 3
  - 3.1. Procedures . . . . . 4
  - 3.2. Backwards Compatibility . . . . . 5
- 4. Use-Case: Wavelength Setup for IP over Optical Networks . . . 5
  - 4.1. Initial Setup . . . . . 6
  - 4.2. Wavelength Change . . . . . 7
- 5. IANA Considerations . . . . . 7
- 6. Security Considerations . . . . . 7
- 7. References . . . . . 8
  - 7.1. Normative References . . . . . 8
  - 7.2. Informative References . . . . . 9
- Acknowledgements . . . . . 9
- Contributors . . . . . 9
- Authors’ Addresses . . . . . 10

1. Introduction

A functional description of the Generalized Multi-Protocol Label Switching (GMPLS) signaling extensions for setting up a bidirectional Label Switched Path (LSP) is provided in [RFC3471]. The GMPLS Resource reSerVation Protocol with Traffic Engineering (RSVP-TE) extensions for setting up a bidirectional LSP are specified in [RFC3473]. The bidirectional LSP setup is indicated by the presence of an UPSTREAM\_LABEL object in the Path message. As per the existing setup procedure outlined for a bidirectional LSP, each upstream node must allocate a valid upstream label on the outgoing interface before sending the initial Path message downstream. However, there are certain scenarios (see Section 4) where it is not desirable or possible for a given node to pick the upstream label on its own.

This document defines the protocol mechanism to be used in such scenarios. This mechanism enables a given node to offload the task of assigning the upstream label for a given bidirectional LSP to nodes downstream in the network. It is meant to be used only for bidirectional LSPs that assign symmetric labels at each hop along the path of the LSP. Bidirectional Lambda Switch Capable (LSC) LSPs use symmetric lambda labels (format specified in [RFC6205]) at each hop along the path of the LSP.

As per the bidirectional LSP setup procedures specified in [RFC3471] and [RFC3473], the UPSTREAM\_LABEL object must indicate a label that is valid for forwarding. This document updates that by allowing the UPSTREAM\_LABEL object to indicate a special label that isn't valid for forwarding. As per the bidirectional LSC LSP setup procedures specified in [RFC6205], the LABEL\_SET object and the UPSTREAM\_LABEL object must contain the same label value. This document updates that by allowing the UPSTREAM\_LABEL object to carry a special label value that is different from the one used in the LABEL\_SET object.

2. Requirements Language

The key words "MUST", "MUST NOT", "REQUIRED", "SHALL", "SHALL NOT", "SHOULD", "SHOULD NOT", "RECOMMENDED", "NOT RECOMMENDED", "MAY", and "OPTIONAL" in this document are to be interpreted as described in BCP 14 [RFC2119] [RFC8174] when, and only when, they appear in all capitals, as shown here.

3. Unassigned Upstream Label

This document defines a special label value -- "0xFFFFFFFF" (for a 4-octet label) -- to indicate an Unassigned Upstream Label. Similar "all-ones" patterns are expected to be used for labels of other sizes.




Figure 1: Unassigned UPSTREAM\_LABEL - "all-ones" Pattern

The presence of this value in the UPSTREAM\_LABEL object of a Path message indicates that the upstream node has not assigned an upstream label on its own and has requested the downstream node to provide a label that it can use in both the forward and reverse directions.

The presence of this value in the UPSTREAM\_LABEL object of a Path message MUST also be interpreted by the receiving node as a request to mandate symmetric labels for the LSP.

### 3.1. Procedures

The scope of the procedures is limited to the exchange and processing of messages between an upstream node and its immediate downstream node. The Unassigned Upstream Label is used by an upstream node when it is not in a position to pick the upstream label on its own. In such a scenario, the upstream node sends a Path message downstream with an Unassigned Upstream Label and requests the downstream node to provide a symmetric label. If the upstream node desires to make the downstream node aware of its limitations with respect to label selection, it MUST specify a list of valid labels via the LABEL\_SET object as specified in [RFC3473].

In response, the downstream node picks an appropriate symmetric label and sends it via the LABEL object in the Resv message. The upstream node would then start using this symmetric label for both directions of the LSP. If the downstream node cannot pick the symmetric label, it MUST issue a PathErr message with a "Routing Problem/Unacceptable Label Value" indication. If the upstream node that signals an Unassigned Upstream Label receives a label with the "all-ones" pattern or any other unacceptable label in the LABEL object of the Resv message, it MUST issue a ResvErr message with a "Routing Problem/Unacceptable Label Value" indication.

The upstream node will continue to signal the Unassigned Upstream Label in the Path message even after it receives an appropriate symmetric label in the Resv message. This is done to make sure that the downstream node would pick a different symmetric label if and when it needs to change the label at a later time. If the upstream node receives an unacceptable changed label, then it MUST issue a ResvErr message with a "Routing Problem/Unacceptable Label Value" indication.

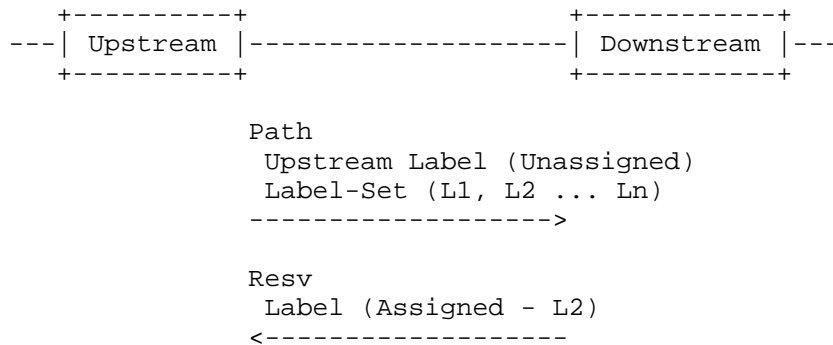


Figure 2: Signaling Sequence

### 3.2. Backwards Compatibility

If the downstream node is running an implementation that doesn't support the semantics of an Unassigned UPSTREAM LABEL, it will either (a) reject the special label value and generate an error as specified in Section 3.1 of [RFC3473] or (b) accept it and treat it as a valid label.

If the behavior that is exhibited is (a), then there are no backwards compatibility concerns. If the behavior that is exhibited is (b), then the downstream node will send a label with the "all-ones" pattern in the LABEL object of the Resv message. In response, the upstream node will issue a ResvErr message with a "Routing Problem/ Unacceptable Label Value" indication.

### 4. Use-Case: Wavelength Setup for IP over Optical Networks

Consider the network topology depicted in Figure 3. Nodes A and B are client IP routers that are connected to an optical Wavelength Division Multiplexing (WDM) transport network. F and I represent WDM nodes. The transponder sits on the router and is directly connected to the add-drop port on a WDM node.

The optical signal originating on "Router A" is tuned to a particular wavelength. On "WDM-Node F", it gets multiplexed with optical signals at other wavelengths. Depending on the implementation of this multiplexing function, it may not be acceptable to have the router send the signal into the optical network unless it is at the appropriate wavelength. In other words, having the router send signals with a wrong wavelength may adversely impact existing optical trails. If the clients do not have full visibility into the optical network, they are not in a position to pick the correct wavelength in advance.

The rest of this section examines how the protocol mechanism proposed in this document allows the optical network to select and communicate the correct wavelength to its clients.

4.1. Initial Setup

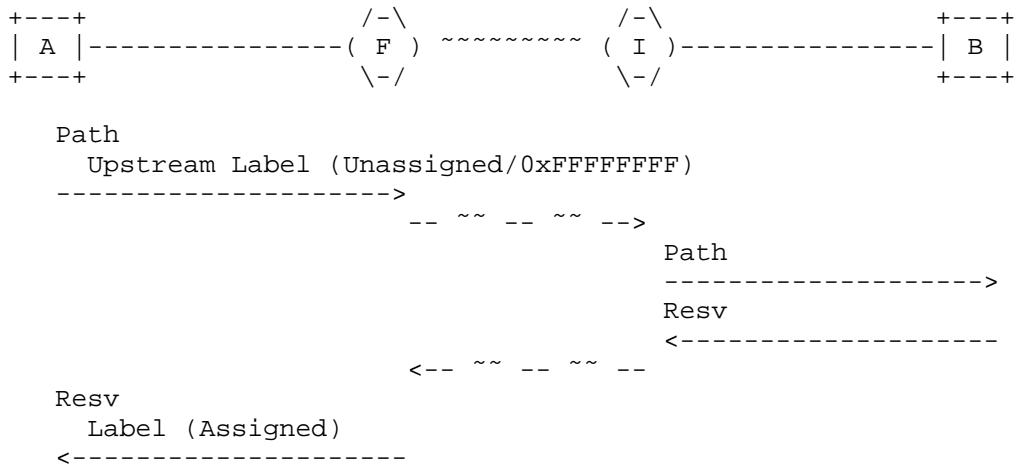


Figure 3: Initial Setup Sequence

Steps:

- o "Router A" does not have enough information to pick an appropriate client wavelength. It sends a Path message downstream requesting the network to assign an appropriate symmetric label for its use. Since the client wavelength is unknown, the laser is off at the ingress client.
- o The downstream node (Node F) receives the Path message, chooses the appropriate wavelength values, and forwards them in appropriate label fields to the egress client ("Router B").
- o "Router B" receives the Path message, turns the laser ON and tunes it to the appropriate wavelength (received in the UPSTREAM\_LABEL/LABEL\_SET of the Path) and sends a Resv message upstream.
- o The Resv message received by the ingress client carries a valid symmetric label in the LABEL object. "Router A" turns on the laser and tunes it to the wavelength specified in the network assigned symmetric LABEL.

For cases where the egress-node relies on RSVP signaling to determine exactly when to start using the LSP, implementations may choose to integrate the above sequence with any of the existing graceful setup procedures:

- o "ResvConf" setup procedure ([RFC2205])
- o Two-step "ADMIN STATUS" based setup procedure ("A" bit set in the first step; "A" bit cleared when the LSP is ready for use) ([RFC3473])

#### 4.2. Wavelength Change

After the LSP is set up, the network may decide to change the wavelength for the given LSP. This could be for a variety of reasons including policy reasons, restoration within the core, preemption, etc.

In such a scenario, if the ingress client receives a changed label via the LABEL object in a modified Resv message, it retunes the laser at the ingress to the new wavelength. Similarly, if the egress client receives a changed label via UPSTREAM\_LABEL/LABEL\_SET in a modified Path message, it retunes the laser at the egress to the new wavelength.

#### 5. IANA Considerations

IANA maintains the "Generalized Multi-Protocol Label Switching (GMPLS) Signaling Parameters" registry. IANA has added a new subregistry titled "Special Purpose Generalized Label Values". New values are assigned according to Standards Action [RFC8126].

##### Special Purpose Generalized Label Values

Pattern/ Value	Label Name	Applicable Objects	Reference
all-ones	Unassigned Upstream Label	UPSTREAM_LABEL	[RFC8359]

#### 6. Security Considerations

This document defines a special label value to be carried in the UPSTREAM\_LABEL object of a Path message. This special label value is used to enable the function of requesting network assignment of an upstream label. The changes proposed in this document pertain to the semantics of a specific field in an existing RSVP object and the

corresponding procedures. Thus, there are no new security implications raised by this document and the security considerations discussed by [RFC3473] still apply.

For a general discussion on MPLS and GMPLS related security issues, see the MPLS/GMPLS security framework [RFC5920].

## 7. References

### 7.1. Normative References

- [RFC2119] Bradner, S., "Key words for use in RFCs to Indicate Requirement Levels", BCP 14, RFC 2119, DOI 10.17487/RFC2119, March 1997, <<https://www.rfc-editor.org/info/rfc2119>>.
- [RFC2205] Braden, R., Ed., Zhang, L., Berson, S., Herzog, S., and S. Jamin, "Resource ReSerVation Protocol (RSVP) -- Version 1 Functional Specification", RFC 2205, DOI 10.17487/RFC2205, September 1997, <<https://www.rfc-editor.org/info/rfc2205>>.
- [RFC3471] Berger, L., Ed., "Generalized Multi-Protocol Label Switching (GMPLS) Signaling Functional Description", RFC 3471, DOI 10.17487/RFC3471, January 2003, <<https://www.rfc-editor.org/info/rfc3471>>.
- [RFC3473] Berger, L., Ed., "Generalized Multi-Protocol Label Switching (GMPLS) Signaling Resource ReserVation Protocol-Traffic Engineering (RSVP-TE) Extensions", RFC 3473, DOI 10.17487/RFC3473, January 2003, <<https://www.rfc-editor.org/info/rfc3473>>.
- [RFC6205] Otani, T., Ed. and D. Li, Ed., "Generalized Labels for Lambda-Switch-Capable (LSC) Label Switching Routers", RFC 6205, DOI 10.17487/RFC6205, March 2011, <<https://www.rfc-editor.org/info/rfc6205>>.
- [RFC8174] Leiba, B., "Ambiguity of Uppercase vs Lowercase in RFC 2119 Key Words", BCP 14, RFC 8174, DOI 10.17487/RFC8174, May 2017, <<https://www.rfc-editor.org/info/rfc8174>>.



## 7.2. Informative References

- [RFC5920] Fang, L., Ed., "Security Framework for MPLS and GMPLS Networks", RFC 5920, DOI 10.17487/RFC5920, July 2010, <<https://www.rfc-editor.org/info/rfc5920>>.
- [RFC8126] Cotton, M., Leiba, B., and T. Narten, "Guidelines for Writing an IANA Considerations Section in RFCs", BCP 26, RFC 8126, DOI 10.17487/RFC8126, June 2017, <<https://www.rfc-editor.org/info/rfc8126>>.

## Acknowledgements

The authors would like to thank Adrian Farrel and Chris Bowers for their inputs.

## Contributors

John Drake  
Juniper Networks  
Email: [jdrake@juniper.net](mailto:jdrake@juniper.net)

Gert Grammel  
Juniper Networks  
Email: [ggrammel@juniper.net](mailto:ggrammel@juniper.net)

Pawel Brzozowski  
ADVA Optical Networking  
Email: [pbrzozowski@advaoptical.com](mailto:pbrzozowski@advaoptical.com)

Zafar Ali  
Cisco Systems, Inc.  
Email: [zali@cisco.com](mailto:zali@cisco.com)

## Authors' Addresses

Xian Zhang (editor)  
Huawei Technologies

Email: zhang.xian@huawei.com

Vishnu Pavan Beeram (editor)  
Juniper Networks

Email: vbeeram@juniper.net

Igor Bryskin  
Huawei Technologies

Email: igor.bryskin@huawei.com

Daniele Ceccarelli  
Ericsson

Email: daniele.ceccarelli@ericsson.com

Oscar Gonzalez de Dios  
Telefonica

Email: ogondio@tid.es